




MARION
CERAMICS
SINCE 1885



VEE BRICK

THIN VENEER BRICK

HARD FIRED CLAY PRODUCT



VEE BRICK - THIN VENEER BRICK

Marion Ceramics manufactures a beautiful thin brick product line called – Vee Brick. Our thin veneer brick are 9/16” thick and available in the classic modular brick size (2 1/4” x 7 5/8” x 9/16”) in fourteen attractive colors. The Vee Brick product line is extruded under high vacuum and hard fired to produce our high quality dense products. We use the finest clays, shale and other raw materials which are fine ground to produce our smooth wire cut texture. Our process results in our thin brick having excellent physical characteristics. Of course, aesthetics is just as important as the technical excellence of our thin brick. Our color palette offers the look of traditional residential brick as well as a spectrum of architectural clear tones used in commercial and institutional projects both large and small.

Our Vee Brick product line is part of a growing trend to use thin brick in both traditional ceramic wall tile type installations and in all types of wall panel systems. This shift away from traditional brick (full bed depth) masonry is being driven by economics. The use of thin brick can provide tremendous cost savings. Foundations and structural members can be down sized because of reduced weight. With many panel systems, installation labor can be reduced because panels can be made indoors, off the job site, without trained masons. Panel utilization shortens construction time and can eliminate scaffolding costs. Also, thin brick can be easily used for interior walls including back splashes where full brick would not be practical. In addition, buildings incorporating thin brick panels lend themselves to earthquake tolerant construction features. All of this is accomplished without giving up the rich look and dignity of traditional brick construction or the potential of a dramatic architectural statement featuring the vivid natural colors of our Vee Brick product line.



On The Cover: Rainwater's Restaurant - Alpharetta, GA

SIZES

Marion's Vee Brick product line is available in the modular brick size (2 1/4" x 7 5/8" x 9/16") along with matching corners. Extra care is taken in the manufacturing process to insure that the long leg of our flashed corners are a perfect match for our flashed thin brick. Also some unflashed corners are blended with flashed corners to reduce the possible zipper look at the corner of buildings.


Marion also provides several thin brick options by special order. We offer our thin brick product line in 15/16" thickness for precast panel jobs where architects are concerned with bond strength. This thickness allows these units to be further imbedded into the panels for unequaled bonding. In addition, we can produce thin brick in the closure size (3 5/8" x 7 5/8" x 9/16") along with closure corners. Our process also allows us to produce thin brick up to 2" in thickness which provides the design opportunity of wall relief dimensions. We also offer matching face brick to compliment our thin brick product line.



COLORS

Marion's Vee Brick products are available in a broad spectrum of beautiful colors all of which are compatible for color coordinating and/or contrasting design statements. Our palette of colors includes eight clear tones and one ironspot to make up our Vee Brick Classics colors. The balance make up our five Vee Brick Rustics colors all of which are naturally flashed using reduction firing techniques perfected over many years. You never have to worry your job will have the artificial look you get with chemical flashes. The hard fired colors of our Vee Brick are color fast and will not fade with exposure to sunlight and weather which occur with all pigmented cementitious thin brick. Marion Ceramics takes the extra care required to properly formulate each body and to double mix during grinding in order to maintain our color consistency.

Significantly, Marion offers factory blending of its Vee Brick to accommodate designers wanting the variegated color ranges of used brick which are so popular for residential thin brick applications. Architects can specify the percentage of each color to be included for unique special blends to produce any desired color range.




VEE BRICK CLASSICS

Vee Brick Classics colors have been developed over many years to fill the needs of homeowners and thin brick users. Our Vee Brick product line is especially popular with architects and designers because care is taken to produce a wide range of attractive colors to provide unmatched and unlimited design possibilities.

We start with traditional brick colors including two reds; our Plantation Red (200) that is exceptionally vivid and clear along with Havana Red (250) having deep reddish brown tones which match many residential face brick. We offer a chocolate brown color we call Gunstock Brown (410). We then introduced light burning raw materials to perfect our buff color- Chino (600) and our terra cotta – Sunlit Earth (610) which is also the base body used to produce our Indian Copper (615) ironspot color.

The balance of our Vee Brick Classics colors consists of three of the most beautiful architectural brick colors available including our tan – Sahara (820) and two greys- Academy Grey (760) and Cobblestone (510).

Our exceptional range of colors has proven to be especially appealing when both flashed and unflashed colors are blended.



615 Indian Copper




820 Sahara




760 Academy Grey




510 Cobblestone




200 Plantation Red




600 Chino



610 Sunlit Earth



250 Havana Red




410 Gunstock Brown

VEE BRICK RUSTICS

All of Marion's Vee Brick Rustics colors are natural gas flashed and made with the same body formulas used in the matching clear tone colors. The resulting variegated tones of these perimeter flashed colors make for a special warmth and rustic feel that can only be achieved with natural materials.

Our two reds are flashed to produce the Tavern Flash (300) and Magnum Flash (255) colors. Our brown flash is called Colonial Blend (440). The Sundance (655) is made with our buff body and Tangier (675) color is fired from our terra cotta body.

All of our colors are compatible with similarly colored residential face brick and work well with architectural and commercial projects using matching and/or contrasting face brick or other facing materials.



300 Tavern Flash



255 Magnum Flash



440 Colonial Blend



655 Sundance



675 Tangier



THIN BRICK VENEER MASONRY

The use of thin brick veneer masonry has evolved over many years. Traditionally, thin brick have been installed in the same way as ceramic wall tile i.e. on to a vertical substrate which could be masonry or a stud wall (steel or wood) interior or exterior. These types of installations continue to be used with the coursing of the veneer brick being set by a metal rack nailed to the wall, spacers or the rope method. Ceramic tile installation requirements should be followed for these types of installations.

Over the last ten years thin veneer brick have been used in precast panels very successfully. These panels are made with thin brick being placed into a flexible rubber mat which normally is affixed to sturdy plywood to form the bottom of a precast panel form. Rebar is then placed into the form into which concrete is poured, vibrated and allowed to set. When the rubber mat is removed the panel has the same appearance as set in place masonry. The most important subtlety of precast panels is the flexibility of the rubber mat. The mat should be designed to accommodate thin brick which have normal variations in dimensions. This will eliminate the very costly process of grinding each brick to an exact size which can substantially increase the cost per square foot of a panel. In addition, architects have been concerned with thin brick popping out of precast panels because the panels are being used in mid or high rise buildings and the thin brick is only 1/2" or 9/16" thick. Marion has addressed this issue by offering 15/16" thick Vee Brick which provides exceptional bonding of thin brick into a precast panel.

Jobsite cast tilt up panels are made in the same way as precast panels except that form liners are made with less expensive disposable materials. As with precast panels, both Marion's 9/16" or 15/16" thick Vee Brick work well with liner's that accept normal sizing variations.

Since the early 1970's numerous thin brick wall panel systems have been developed utilizing many different types of materials. Systems are now available with panels made from metal, insulation foam, cementitious board, masonite, plywood and composite board. Most of these systems were developed primarily for residential use both new construction and especially for remodeling. Owners, architects and builders should carefully select a system which will work best for each project.

Marion's Vee Brick can be used in all of the above described methods and is especially well suited for precast panels.

PACKAGING

Our Vee Brick products are stacked in cardboard trays and secured in place with a plastic strap. The cartons are then stacked on a wooden pallet. A waterproof top sheet is then placed on the pallet prior to being stretch wrapped. The resulting pallet package provides the best possible protection from the weather.



COMPLIMENTARY PRODUCTS

Brick Pavers- Marion offers brick pavers that perfectly match our Vee Brick products. Pavers come in 1/2", 15/16", 1 5/8" and 2 1/4" thickness.

Coping- Marion also produces five sizes of coping in seven of the same colors as our Vee Brick products. Coping can be used to add special architectural details to any job. In particular, our coping shapes have been used for wall and /or column caps, water tables, step treads and unique column designs in addition to pool edging.



GENERAL INFORMATION

Our thin brick product line, Vee Brick, offers a broad spectrum of beautiful colors all of which are compatible for color coordinating and/or contrasting design statements. We make every effort to ensure all aspects of our production process are closely monitored in order to maintain excellence in our products. In order to ensure your complete satisfaction with our Vee Brick it is very important that installers and owners comply with the following recommendations:

SHADING. Color variations are a natural characteristic of all fired clay products and are inherent in our Vee Brick. At the job site, we recommend mixing Vee Brick from several cartons to provide a natural blend of color shades. For jobs requiring more than one pallet, blending from cartons from each pallet is recommended. Our clear tone colors will have a slight range of color. Our flashed colors will have a wide range of color.

CORNERS. Extra care is taken in the manufacturing process to insure that the long leg of our corners do not have imperfections or cross hack marks even for flashed corners. This extra step enables Marion to produce flashed corners with the long leg matching our flat tile. Unavoidably the short legs of flashed corners do not perfectly match the long leg. It is therefore recommended for jobs utilizing our flashed colors which incorporate corners, that care be taken in selecting corners as they are installed to include unflashed units in order to avoid a zipper appearance. Marion now includes some unflashed corners which are blended into our inventory of flashed corners at the factory.

DO NOT INSTALL ANY VEE BRICK, FLATS OR CORNERS, WHICH ARE NOT SATISFACTORY IN EVERY WAY.

SIZING. Our Vee Brick are manufactured to meet or exceed ASTM C1088-94 specifications for Type TBS, Grade Exterior. Our production techniques enable us to exceed the dimensional tolerances allowed under this specification. However, it is recommended that in all Vee Brick installations, both traditional ceramic wall tile type installations and in all types of wall panel systems, that allowances be made to accommodate thin brick which have normal variations in dimensions.

INSTALLATION. It is recommended that all ceramic wall tile type installations follow the specifications set forth in the current Tile Council of America's "Handbook for Ceramic Tile Installation." In addition, after Vee Brick are installed, but before grouting, we recommend they be given either a light application of a non-color altering, water based penetrating sealer with a short napped paint roller or that an appropriate grout release product be used. After Vee Brick are grouted, final cleaning should be done with sulfamic acid crystals, followed by complete neutralization with clean, clear water. Precast panel and wall panel system installations should follow industry and manufacturer's instructions and specifications.

FAILURE TO FOLLOW RECOMMENDATIONS WILL VOID OUR WARRANTY.

Due to variations in photography and printing processes, final color selections should be made from actual product samples prior to purchase. For the nearest distributor of our products, please call us toll free at 800.845.4010 or in South Carolina 843.423.1311. Our fax number is 843.423.1515.

DISTRIBUTED BY: