

Build your dreams with authentic clay pavers

Durable • Colorfast • Sustainable



PINE HALL BRICK

AUTHENTIC CLAY PAVERS

Rumbled Full Range and Rumbled Autumn



Here's what makes our clay pavers so great.

Pine Hall Brick pavers have a wide range of colors with great aesthetic appeal that creates hardscapes for both modern and historic settings. Homeowners covet clay pavers because they are authentic brick. Designers and architects value the latitude to fit them into almost any design.

- **Durability** – clay pavers withstand generations of use in the most demanding environments.
- **Colorfast** – our pavers never fade, because the color is integral to the molding and firing process.
- **Cost Savings** – no costly sealers ever needed for durability or color retention.
- **Extreme Weathering** – Pine Hall Brick clay pavers far exceed the most rigorous Freeze-Thaw test in the paving industry.
- **Strength** – we make our pavers to the demanding specification of 12,000 psi average compressive strength.
- **Sustainability** – clay pavers are formed from two of the most basic materials there are: dirt and water. They last for generations and can also provide permeable surfaces to protect the environment from water runoff.

Since 1922, Pine Hall Brick has continuously developed new and better ways to manufacture clay pavers. At our state-of-the-art facilities, we produce thousands of pavers daily.

Family owned with plants in North Carolina and Georgia, we are a business dedicated to defining the standard of segmental paving with America's Premier Paver®.



PINE HALL BRICK

AUTHENTIC CLAY PAVERS

Live chat with us at [PineHallBrick.com](https://www.PineHallBrick.com)

Rumbled Full Range

For your backyard

A great outdoor living space enhances the beauty, function and value of any home. Your dream backyard starts with authentic clay pavers from Pine Hall Brick.



Rumbled Colonial Red with Rumbled Siesta border




For your driveway

Strong. Durable. Colorfast. Make a statement with a clay paver driveway. They are virtually maintenance free and don't need expensive sealers to look good over time. Decades from now they will look as good as the day they were installed.


For your interior

Our 1/2" thick Paver Tiles allow the homeowner to bring the beauty and authentic appeal of clay pavers indoors.

Beale Street 1/2" Paver Tiles



English Edge Rose



For commercial

Servicing commercial projects with the highest quality clay pavers is what made us the largest clay paver supplier in the world. Our team of experts is waiting to assist you with technical support, CEU presentations, and samples. *Call us or chat with us online.*





Beveled Edge Pavers

English Edge and Georgian Edge pavers both have beveled edges and spacer bars for a crisp look that installs with ease. Beveled edge pavers are available in standard 4" x 8" by 2-1/4" thickness, as well as 2-3/4" thickness for heavy vehicular applications. Beveled edge pavers are recommended for driveways and other vehicular applications.

English Edge North Carolina Plant



Autumn



Burgundy




Cocoa



Dark Accent



Full Range



Ironspot



Red



Rose


Georgian Edge Georgia Plant




Brown Flash




Buff



Colonial Full Range




Colonial Red



Gray

Beveled edge gives your project a crisp joint and reduces chippage.

Space bars provide for best interlock and consistent joint



Colors don't fade





Traditional Edge Pavers

Traditional Edge pavers have square edges for the timeless appearance of authentic clay pavers made for over a hundred years. Traditional Edge pavers need to be laid with a minimum 1/16" sand joint to minimize chipping.

Pathway

North Carolina Plant




Autumn




Dark Accent



Red*




Burgundy




Full Range*



Rose



Cocoa*




Ironspot

Courtyard


Georgia Plant




Beale Street




Canterra




Harvest



Brown Flash




Colonial Full Range*




Java




Buff



Gray



Colonial Red*



Siesta

*Available in modular size (3-5/8" by 7-5/8") for mortared applications.



Square Edges create a classic appearance

Colors don't fade

4" x 8" by 2-1/4"



Rumbled Pavers

Tumbled after firing to produce a look similar to a historic street paver that has been around for decades. Rumbled pavers are available in standard 4" x 8" by 2-1/4" thickness, as well as 2-3/4" thickness for heavy vehicular applications. Rumbled pavers are recommended for driveways and other vehicular applications.

North Carolina Plant

Georgia Plant



Autumn



Bluffs



Cocoa



Full Range



Ironspot




Main Street




Red



Rose




Alabaster




Beale Street



Brown Flash




Canterra




Colonial Full Range



Colonial Main Street



Colonial Red




Harvest



Java



Siesta



Rumbled edges create the aged appearance of a historic pavement

Colors don't fade



StormPave™ Water Permeable Pavers

StormPave™ is an amazing breakthrough in water permeable paving. StormPave clay pavers have beveled edges and large spacer bars that allow rain to filter between washed aggregate in the joints to a specially constructed catchment area underneath the pavers. The water then dissipates naturally into the native soils. StormPave pavers are available in standard 4" x 8" by 2-1/4" thickness as well as 2-3/4" thickness for heavy vehicular applications. For more information, go to pinehallbrick.com/permeable

North Carolina Plant

Georgia Plant



Autumn




Burgundy




Cocoa




Dark Accent



Full Range



Ironspot



Red




Rose



Buff



Gray



1/4" spacer bars allow water to filter between the joints

Legacy Stamped Pavers

Ideal for:


- **Colleges & Universities**
- **Cities & Towns**
- **Commercial Developments**
- **Historic Districts**

We make one-of-a-kind pavers for one-of-a-kind projects. Our proprietary equipment stamps one paver per three square feet. Custom ratios are also available. Program is currently available with our North Carolina manufactured pavers. Call 336-721-7514 for more details.




Old Series Pavers

Here's another take on "timeless" with our specially cut antique edge pavers that pay tribute to early American structures and streets. Old Series pavers feature antique edges and surface texture for a rustic appearance in unique colors. Old Series pavers are suitable for light vehicular applications with appropriate spacing.




Ceramic surface coating create unique color blends

Antique edges and surface texture create a rustic appearance



North Carolina Plant




Old Mill



Old Mocha



Old South



Old Tavern




Old Towne

Thin Pavers

Traditional Edge 1-3/8" thick pavers are ideal for installation over concrete. Great for DIY projects. These pavers are available in two sizes: 4" x 8" to be laid with sand-joints and 3-5/8" x 7-5/8" modular size for mortared applications.



North Carolina Plant




Brookstown Full Range 4x8




Brookstown Full Range Modular




Brookstown Red 4x8




Brookstown Red Modular



Carytown Modular



Harbourtown Full Range 4x8




Harbourtown Full Range Modular




Plymouth Tumbled

New Product A true tumbled paver, Plymouth Tumbled Modular paver is 7-5/8" by 3-5/8" by 2-1/4" thickness. It can be laid both with mortar or with sand in a running bond or chevron pattern.



Alabaster

New Product The white and gray stippling of ceramic color make this paver a great match to lighter colored building exteriors. Comes in 4" x 8" by 2-1/4" thickness. Also available in rumbled.



Large Format Pavers

4"x12" and 8"x8"

Pavers are 4"x12" or 8"x8" by 2-1/4" thickness. The pavers are available in Traditional Edge, Rumbled or Beveled Edge (no spacer bar) style and are available in the following colors: Red, Full Range, Autumn, Cocoa, Rose and Dark Accent. Traditional Edge in both Red and Full Range are stock colors.



Pathway 4 x 12



Rumbled
Pathway 4 x 12



Pathway 8 x 8



Rumbled
Pathway 8 x 8



Beveled Edge 8 x 8

ADA Pavers

Our ADA paver is the truncated dome of choice for pavement designers due to their durability and permanent color. Comes in a 2-1/4" x 4" x 8" size.




Firebrick

Our Firebrick comply with ASTM C1261 – Standard Specification for Firebox Brick for Residential Fireplaces. They come in a natural buff color in a 4" x 8" by 2-1/4" size. The firebrick have a PCE Value of 17 (2754 degrees F).



Rumbled Full Range 4 x 12 with Rumbled Full Range 4 x 8.



Step Treads

Nothing finishes off a great looking clay pavement better than brick steps with an ST-1 or ST-2 paver shape. The ST-1 is 2-1/4" thick with an ogee curve on the end and the ST-2 is 1-3/8" thick with a bullnose curve on the end. Both are 3-5/8" wide by 7-5/8" long (including the curved end).



ST-1

The ST-1 is 2-1/4" thick, 7-5/8" long and 3-5/8" wide.



ST-2

The ST-2 is 1-3/8" thick, 7-5/8" long and 3-5/8" wide.

Street Pavers

Get a thicker vehicular paver for the look of legacy streets with Street Pavers. These 3" x 4" x 8" Rumble pavers can be stamped and are available in three colors Full Range Red, Red and Autumn.



Paver Tiles

Paver Tiles are 1/2" thick tiles made from full thickness pavers. They are ideal for kitchens, wine cellars and mud rooms. In exterior applications Paver Tiles can be used when height or weight restrictions prevent using a thicker paver. Paver Tiles are available in all of Pine Hall's favorite paver colors. (*These colors come in 3/4" thickness only.)



Rumble PaverTile




Traditional Edge PaverTile




Beale Street PaverTile



Courtyard Beale Street



Old Chicago Reclaimed*



Pathway Full Range Modular




Rumbled Bluff 4x8




Rumbled Autumn



Rumbled Full Range 4x8




Pathway Full Range




Plymouth Tumbled*

Old School 8's


Old School 8's are a throwback to the original 8" brick from decades ago. Measuring 1/2" x 8" x 2-1/4" they can be used on walls, floors, interiors and exteriors. Old School 8's can bring old world charm or contemporary style to any project. (*Chicago Reclaimed comes in 3/4" thickness only.)




Alleyway



Capone




Chicago Reclaimed*




Churchill




Rich Mahogany



Hemingway




Jazz Hall



Speakeasy



The Original



Jazz Hall



Getting Started

Pine Hall Brick and our distributor network can collaborate with your projects from the get-go with samples, suggestions and technical specifications. Our experts on staff can answer your technical questions and if you're a professional design firm we offer a number of certified CEU programs. Visit our website to chat with a live person or scan the QR code below to go to our technical design portal for DIY instructions, technical design guides and discussion briefs on segmental paving with Pine Hall Brick pavers, "America's Premier Paver®."



PINE HALL BRICK

AUTHENTIC CLAY PAVERS

2701 Shorefair Drive
Winston-Salem NC 27105
Phone: 336-721-7500
www.pinehallbrick.com

